

# QUINT4-PS/3AC/24DC/5 - Power supply unit



2904620

<https://www.phoenixcontact.com/pc/products/2904620>

Please be informed that the data shown in this PDF document is generated from our Online Catalog. Please find the complete data in the user documentation. Our General Terms of Use for Downloads are valid.



Primary-switched QUINT POWER power supply with free choice of output characteristic curve, SFB (selective fuse breaking) technology, and NFC interface, input: 3-phase, output: 24 V DC/5 A

## Product Description

The fourth generation of the high-performance QUINT POWER power supplies ensures superior system availability by means of new functions. Signaling thresholds and characteristic curves can be individually adjusted via the NFC interface. The unique SFB technology and preventive function monitoring of the QUINT POWER power supply increase the availability of your application.

## Your advantages

- SFB technology trips standard circuit breakers selectively, loads that are connected in parallel continue working
- Preventive function monitoring indicates critical operating states before errors occur
- Signaling thresholds and characteristic curves that can be adjusted via NFC maximize system availability
- Easy system extension thanks to static boost; starting of difficult loads thanks to dynamic boost
- High degree of immunity, thanks to integrated gas-filled surge arrester and mains failure bridging time of more than 20 milliseconds
- Robust design thanks to metal housing and wide temperature range from -40°C to +70°C
- Worldwide use thanks to the wide range input and international approval package

## Commercial Data

|                                      |                     |
|--------------------------------------|---------------------|
| Item number                          | 2904620             |
| Packing unit                         | 1 pc                |
| Minimum order quantity               | 1 pc                |
| Product Key                          | CMPI33              |
| Catalog Page                         | Page 236 (C-4-2019) |
| GTIN                                 | 4046356985369       |
| Weight per Piece (including packing) | 889 g               |
| Weight per Piece (excluding packing) | 628 g               |
| Customs tariff number                | 85044083            |
| Country of origin                    | TH                  |

# QUINT4-PS/3AC/24DC/5 - Power supply unit



2904620

<https://www.phoenixcontact.com/pc/products/2904620>

## Technical Data

### Input data

|                                  |  |
|----------------------------------|--|
| Control input (configurable) Rem | Output power ON/OFF (SLEEP MODE)   |
| Default                          | Output power ON (>40 k $\Omega$ /24 V DC/open bridge between Rem and SGnd) |

### AC operation

|  |  |
|--|--|
| Network type                             | Star network   |
| Nominal input voltage range              | 3x 400 V AC ... 500 V AC<br>2x 400 V AC ... 500 V AC   |
| Input voltage range                      | 3x 400 V AC ... 500 V AC -20 % ... +10 %<br>2x 400 V AC ... 500 V AC -10 % ... +10 %   |
| Typical national grid voltage            | 400 V AC<br>480 V AC   |
| Voltage type of supply voltage           | AC   |
| Inrush current                           | typ. 11 A (at 25 °C)   |
| Inrush current integral ( $I^2t$ )       | < 0.2 A <sup>2</sup> s   |
| Inrush current limitation                | 11 A (after 1 ms)  |
| AC frequency range                       | 50 Hz ... 60 Hz -10 % ... +10 %  |
| Frequency range ( $f_N$ )                | 50 Hz ... 60 Hz -10 % ... +10 %  |
| Mains buffering time                     | typ. 34 ms (3x 400 V AC)<br>typ. 50 ms (3x 480 V AC)   |
| Current consumption                      | 3x 0.53 A (400 V AC)<br>3x 0.44 A (480 V AC)<br>2x 0.9 A (400 V AC)<br>2x 0.66 A (480 V AC)<br>3x 0.45 A (500 V AC)<br>2x 0.8 A (500 V AC) |
| Nominal power consumption                | 283 VA   |
| Protective circuit                       | Transient surge protection; Varistor, gas-filled surge arrester  |
| Power factor (cos phi)                   | 0.48   |
| Switch-on time                           | < 500 ms   |
| Typical response time                    | 300 ms (from SLEEP MODE)   |
| Input fuse                               | 2 A (slow-blow, internal)  |
| Recommended breaker for input protection | 3x 6 A (Characteristic B, C or comparable)   |
| Recommended fuse for input protection    | $\geq$ 300 V AC  |
| Discharge current to PE                  | < 3.5 mA<br>1 mA (550 V AC, 60 Hz)   |

### DC operation

|                                |   |
|--------------------------------|---|
| Nominal input voltage range    | $\pm$ 300 V DC                              |
| Input voltage range            | $\pm$ 260 V DC ... 300 V DC -25 % ... +30 % |
| Voltage type of supply voltage | DC  |

# QUINT4-PS/3AC/24DC/5 - Power supply unit



2904620

<https://www.phoenixcontact.com/pc/products/2904620>

|  |                                       |
|--|---------------------------------------|
| Inrush current limitation                | ≤ 11 A (after 1 ms)                   |
| Frequency range ( $f_N$ )                | 0 Hz (DC)                             |
| Current consumption                      | 0.3 A ( $\pm 300$ V DC)               |
| Recommended breaker for input protection | 1x 6 A (10 x 38 mm, 30 kA L/R = 2 ms) |
| Recommended fuse for input protection    | ≥ 1000 V DC                           |

## Output data

|  |   |
|--|---|
| Efficiency   | typ. 89 % (400 V AC)  |
|  | typ. 87.5 % (480 V AC)  |
|  |   |
| Output characteristic                              | U/I Advanced  |
|  | Smart HICCUP  |
|  | FUSE MODE   |
| Nominal output voltage                             | 24 V DC   |
| Setting range of the output voltage ( $U_{Set}$ )  | 24 V DC ... 29.5 V DC (constant capacity)                         |
| Nominal output current ( $I_N$ )                   | 5 A   |
| Static Boost ( $I_{Stat.Boost}$ )                  | 6.25 A  |
| Dynamic Boost ( $I_{Dyn.Boost}$ )                  | 10 A (5 s)  |
| Selective Fuse Breaking ( $I_{SFB}$ )              | 30 A (15 ms)  |
| Magnetic circuit breaker tripping                  | A1 ... A4 / B2 / C1 ... C2 / Z1 ... Z4                            |
| Derating   | > 60 °C ... 70 °C (2.5%/K)  |
| Feedback voltage resistance                        | ≤ 35 V DC   |
| Protection against overvoltage at the output (OVP) | ≤ 32 V DC   |
| Control deviation                                  | < 0.5 % (Static load change 10 % ... 90 %)                        |
|  | < 2 % (Dynamic load change 10 % ... 90 %, (10 Hz))                |
|  | < 0.25 % (change in input voltage $\pm 10$ %)                     |
| Residual ripple                                    | < 30 mV <sub>PP</sub> (with nominal values)                       |
| Short-circuit-proof                                | yes   |
| No-load proof                                      | yes   |
| Output power                                       | 120 W   |
|  | 150 W   |
|  | 240 W   |
| Apparent power                                     | 212 VA (400 V, $U_{OUT} = 24$ V, $I_{OUT} = \text{stat. Boost}$ ) |
|  | 221 VA (480 V, $U_{OUT} = 24$ V, $I_{OUT} = \text{stat. Boost}$ ) |
| Maximum no-load power dissipation                  | < 3 W (400 V AC)  |
|  | < 4 W (480 V AC)  |
| Power loss nominal load max.                       | < 15 W (400 V AC)   |
|  | < 17 W (480 V AC)   |
| Power dissipation SLEEP MODE                       | < 3 W (400 V AC)  |
|  | < 4 W (480 V AC)  |
| Crest factor                                       | typ. 3.6 (400 V AC)   |
|  | typ. 3.8 (480 V AC)   |
| Rise time  | 50 ms ( $U_{Out} = 10$ % ... 90 %)                                |
| Connection in parallel                             | yes, for redundancy and increased capacity                        |
| Connection in series                               | yes   |

# QUINT4-PS/3AC/24DC/5 - Power supply unit



2904620

<https://www.phoenixcontact.com/pc/products/2904620>

## Signal

|                    |   |
|--------------------|---|
| Signal ground SGnd | Reference potential for Out1, Out2, and Rem |
|--------------------|---|

## Signal Out 1 (configurable)

|         |  |
|---------|--|
| Digital | 24 V DC 20 mA  |
| Default | 24 V DC 20 mA 24 V DC for $U_{Out} > 0.9 \times U_{Set}$ |

## Signal Out 2 (configurable)

|         |   |
|---------|---|
| Digital | 24 V DC 20 mA                                       |
| Analog  | 4 mA ... 20 mA $\pm 5\%$ (Load $\leq 400\ \Omega$ ) |
| Default | 24 V DC 20 mA 24 V DC for $P_{Out} < P_N$           |

## Signal relay 13/14 (configurable)

|         |                                    |
|---------|------------------------------------|
| Default | closed ( $U_{out} > 0.9 U_{Set}$ ) |
| Digital | 24 V DC 1 A                        |
|         | 30 V AC/DC 0.5 A                   |

## Connection data

### Input

|  |                      |
|--|----------------------|
| Connection method  | Screw connection     |
| Conductor cross section, rigid min.  | 0.2 mm <sup>2</sup>  |
| Conductor cross section, rigid max.  | 6 mm <sup>2</sup>    |
| Conductor cross section flexible min.  | 0.2 mm <sup>2</sup>  |
| Conductor cross section flexible max.  | 4 mm <sup>2</sup>    |
| Single conductor/flexible terminal point with ferrule with plastic sleeve, min.    | 0.25 mm <sup>2</sup> |
| Single conductor/flexible terminal point with ferrule with plastic sleeve, max.    | 4 mm <sup>2</sup>    |
| Single conductor/flexible terminal point with ferrule without plastic sleeve, min. | 0.25 mm <sup>2</sup> |
| Single conductor/flexible terminal point with ferrule without plastic sleeve, max. | 4 mm <sup>2</sup>    |
| Conductor cross section AWG min.   | 24                   |
| Conductor cross section AWG max.   | 10                   |
| Stripping length   | 8 mm                 |
| Tightening torque, min   | 0.5 Nm               |
| Tightening torque max  | 0.6 Nm               |

### Output

|   |                      |
|---|----------------------|
| Connection method   | Screw connection     |
| Conductor cross section, rigid min.   | 0.2 mm <sup>2</sup>  |
| Conductor cross section, rigid max.   | 2.5 mm <sup>2</sup>  |
| Conductor cross section flexible min.   | 0.2 mm <sup>2</sup>  |
| Conductor cross section flexible max.   | 2.5 mm <sup>2</sup>  |
| Single conductor/flexible terminal point with ferrule with plastic sleeve, min. | 0.25 mm <sup>2</sup> |

# QUINT4-PS/3AC/24DC/5 - Power supply unit



2904620

<https://www.phoenixcontact.com/pc/products/2904620>

|  |                      |
|--|----------------------|
| Single conductor/flexible terminal point with ferrule with plastic sleeve, max.    | 2.5 mm <sup>2</sup>  |
| Single conductor/flexible terminal point with ferrule without plastic sleeve, min. | 0.25 mm <sup>2</sup> |
| Single conductor/flexible terminal point with ferrule without plastic sleeve, max. | 2.5 mm <sup>2</sup>  |
| Conductor cross section AWG min.   | 24                   |
| Conductor cross section AWG max.   | 14                   |
| Stripping length   | 6.5 mm               |
| Tightening torque, min   | 0.5 Nm               |
| Tightening torque max  | 0.6 Nm               |

## Signal

|  |                      |
|--|----------------------|
| Connection method  | Push-in connection   |
| Conductor cross section, rigid min.  | 0.2 mm <sup>2</sup>  |
| Conductor cross section, rigid max.  | 1 mm <sup>2</sup>    |
| Conductor cross section flexible min.  | 0.2 mm <sup>2</sup>  |
| Conductor cross section flexible max.  | 1.5 mm <sup>2</sup>  |
| Single conductor/flexible terminal point with ferrule with plastic sleeve, min.    | 0.2 mm <sup>2</sup>  |
| Single conductor/flexible terminal point with ferrule with plastic sleeve, max.    | 0.75 mm <sup>2</sup> |
| Single conductor/flexible terminal point with ferrule without plastic sleeve, min. | 0.2 mm <sup>2</sup>  |
| Single conductor/flexible terminal point with ferrule without plastic sleeve, max. | 1.5 mm <sup>2</sup>  |
| Conductor cross section AWG min.   | 24                   |
| Conductor cross section AWG max.   | 16                   |
| Stripping length   | 8 mm                 |

## Signaling

|                    |   |
|--------------------|---|
| Types of signaling | LED   |
|                    | Floating signal contact                           |
|                    | Active signal output Out1 (digital, configurable) |
|                    | Active signal output Out2 (analog, configurable)  |
|                    | Remote contact                                    |
|                    | Signal ground SGnd                                |

## Signal output

|                  |  |
|------------------|--|
| P <sub>Out</sub> | > 100 % (LED lights up yellow, output power > 120 W) |
|                  | > 75 % (LED lights up green, output power > 90 W)    |
|                  | > 50 % (LED lights up green, output power > 60 W)    |
| U <sub>Out</sub> | > 0.9 x U <sub>Set</sub> (LED lights up green)       |
|                  | < 0.9 x U <sub>Set</sub> (LED flashes green)         |

## Electrical properties

|                  |      |
|------------------|------|
| Number of phases | 3.00 |
|------------------|------|

# QUINT4-PS/3AC/24DC/5 - Power supply unit



2904620

<https://www.phoenixcontact.com/pc/products/2904620>

|                                 |  |
|---------------------------------|--|
| Insulation voltage input/output | 4 kV AC (type test)                            |
|                                 | 2.4 kV AC (routine test)                       |
| Insulation voltage output / PE  | 0.5 kV DC (type test)                          |
|                                 | 0.5 kV DC (routine test)                       |
| Insulation voltage input / PE   | 3.5 kV AC (type test)                          |
|                                 | 2.4 kV AC (routine test)                       |
| Switching frequency             | 85 kHz ... 107 kHz (Auxiliary converter stage) |
|                                 | 45 kHz ... 200 kHz (Main converter stage)      |

## Product properties

|                                    |                           |
|------------------------------------|---------------------------|
| Product type                       | Power supply              |
| Product family                     | QUINT POWER               |
| MTBF (IEC 61709, SN 29500)         | > 1560000 h (25 °C)       |
|                                    | > 914000 h (40 °C)        |
|                                    | > 413000 h (60 °C)        |
| Environmental protection directive | RoHS Directive 2011/65/EU |
|                                    | WEEE                      |
|                                    | Reach                     |

## Insulation characteristics

|                     |   |
|---------------------|---|
| Protection class    | I |
| Degree of pollution | 2 |

## Life expectancy (electrolytic capacitors)

|                 |          |
|-----------------|----------|
| Current         | 2.5 A    |
| Temperature     | 40 °C    |
| Time            | 262000 h |
| Additional text | 400 V AC |

## Life expectancy (electrolytic capacitors)

|                 |          |
|-----------------|----------|
| Current         | 2.5 A    |
| Temperature     | 40 °C    |
| Time            | 235000 h |
| Additional text | 480 V AC |

## Life expectancy (electrolytic capacitors)

|                 |          |
|-----------------|----------|
| Current         | 5 A      |
| Temperature     | 25 °C    |
| Time            | 363000 h |
| Additional text | 400 V AC |

## Life expectancy (electrolytic capacitors)

|                 |          |
|-----------------|----------|
| Current         | 5 A      |
| Temperature     | 25 °C    |
| Time            | 327000 h |
| Additional text | 480 V AC |

# QUINT4-PS/3AC/24DC/5 - Power supply unit



2904620

<https://www.phoenixcontact.com/pc/products/2904620>

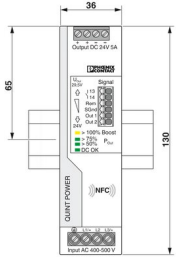
## Life expectancy (electrolytic capacitors)

|                 |          |
|-----------------|----------|
| Current         | 5 A      |
| Temperature     | 40 °C    |
| Time            | 128000 h |
| Additional text | 400 V AC |

## Life expectancy (electrolytic capacitors)

|                 |          |
|-----------------|----------|
| Current         | 5 A      |
| Temperature     | 40 °C    |
| Time            | 115000 h |
| Additional text | 480 V AC |

## Dimensions

|                     |   |
|---------------------|---|
| Dimensional drawing |  |
| Width               | 36 mm   |
| Height              | 130 mm  |
| Depth               | 125 mm  |

## Installation dimensions

|                                  |               |
|----------------------------------|---------------|
| Installation distance right/left | 5 mm / 5 mm   |
| Installation distance top/bottom | 50 mm / 50 mm |

## Alternative assembly

|        |        |
|--------|--------|
| Width  | 122 mm |
| Height | 130 mm |
| Depth  | 39 mm  |

## Mounting

|                         |   |
|-------------------------|---|
| Mounting type           | DIN rail mounting   |
| Assembly instructions   | alignable: $P_N \geq 50\%$ , 5 mm horizontally, 15 mm next to active components, 50 mm vertically<br>alignable: $P_N < 50\%$ , 0 mm horizontally, 40 mm vertically top, 20 mm vertically bottom |
| Mounting position       | horizontal DIN rail NS 35, EN 60715   |
| With protective coating | No  |

## Material specifications

|  |    |
|--|----|
| Flammability rating according to UL 94 (housing / terminal blocks) | V0 |
|--|----|

# QUINT4-PS/3AC/24DC/5 - Power supply unit



2904620

<https://www.phoenixcontact.com/pc/products/2904620>

|                      |                        |
|----------------------|------------------------|
| Housing material     | Metal                  |
| Hood version         | Stainless steel X6Cr17 |
| Side element version | Aluminum               |

## Environmental and real-life conditions

### Ambient conditions

|  |   |
|--|---|
| Degree of protection                           | IP20  |
| Ambient temperature (operation)                | -25 °C ... 70 °C (> 60 °C Derating: 2,5 %/K)  |
| Ambient temperature (storage/transport)        | -40 °C ... 85 °C  |
| Ambient temperature (start-up type tested)     | -40 °C  |
| Maximum altitude                               | ≤ 5000 m (> 2000 m, observe derating)   |
| Climatic class                                 | 3K3 (in acc. with EN 60721)   |
| Max. permissible relative humidity (operation) | ≤ 95 % (at 25 °C, non-condensing)   |
| Shock  | 18 ms, 30g, in each space direction (according to IEC 60068-2-27)   |
| Vibration (operation)                          | 5 Hz ... 100 Hz resonance search 2.3g, 90 min., resonance frequency 2.3g, 90 min. (according to DNV GL Class C) |

## Standards and regulations

|  |                                    |
|--|------------------------------------|
| Rail applications  | EN 50121-3-2                       |
|  | EN 50121-4                         |
|  | EN 50121-5                         |
|  | IEC 62236-3-2                      |
|  | IEC 62236-4                        |
|  | IEC 62236-5                        |
| HART FSK Physical Layer Test Specification Compliance                                  | Output voltage $U_{Out}$ compliant |
| Standard – Limitation of mains harmonic currents                                       | EN 61000-3-2                       |
| Standard - Electrical safety   | IEC 61010-2-201 (SELV)             |
| Standard – Safety extra-low voltage  | IEC 61010-1 (SELV)                 |
|  | IEC 61010-2-201 (PELV)             |
| Standard - Safe isolation  | IEC 61558-2-16 pending             |
|  | IEC 61010-2-201                    |
| Standard - safety for equipment for measurement, control, and laboratory use           | IEC 61010-1                        |
| Standard - Safety of transformers  | IEC 61558-2-16 pending             |
| Standard - power supply devices for low voltage with DC output                         | EN 61204-3                         |
| Battery charging   | DIN 41773-1                        |
| Approval - requirement of the semiconductor industry with regard to mains voltage dips | SEMI F47-0706, EN 61000-4-11       |

### Overvoltage category

|            |                |
|------------|----------------|
| EN 61010-1 | II (≤ 5000 m)  |
| EN 62477-1 | III (≤ 2000 m) |

## Approvals



# QUINT4-PS/3AC/24DC/5 - Power supply unit



2904620

<https://www.phoenixcontact.com/pc/products/2904620>

|                       |  |
|-----------------------|--|
| CSA                   | CAN/CSA-C22.2 No. 60950-1-07   |
|                       | CSA-C22.2 No. 107.1-01   |
| Shipbuilding approval | DNV GL, PRS, BV, LR, ABS   |
| SIQ                   | BG (type approved)   |
| UL approvals          | UL Listed UL 508   |
|                       | UL/C-UL Recognized UL 60950-1  |
|                       | UL ANSI/ISA-12.12.01 Class I, Division 2, Groups A, B, C, D (Hazardous Location) |

## EMC data

|                                     |  |
|-------------------------------------|--|
| Low Voltage Directive               | Conformance with Low Voltage Directive 2014/35/EC  |
| EMC requirements for noise emission | EN 61000-6-3   |
|                                     | EN 61000-6-4   |
| EMC requirements for noise immunity | EN 61000-6-1   |
|                                     | EN 61000-6-2   |
| Electromagnetic compatibility       | Conformance with EMC Directive 2014/30/EU  |
| EMC requirements, power plant       | IEC 61850-3  |
|                                     | EN 61000-6-5   |
| Conducted noise emission            | EN 55016   |
|                                     | EN 61000-6-3 (Class B)   |
| Noise emission                      | Additional basic standard EN 61000-6-5 (immunity in power station), IEC/EN 61850-3 (energy supply) |
| Noise emission                      | EN 55016   |
|                                     | EN 61000-6-3 (Class B)   |
| DNV GL conducted interference       | Class A  |
| Additional text                     | Area power distribution  |
| DNV GL noise radiation              | Class B  |
| Additional text                     | Bridge and deck area   |

## Harmonic currents

|                       |                        |
|-----------------------|------------------------|
| Standards/regulations | EN 61000-3-2           |
|                       | EN 61000-3-2 (Class A) |

## Flicker

|                       |                 |
|-----------------------|-----------------|
| Standards/regulations | EN 61000-3-3    |
|                       | EN 61000-3-3    |
| Frequency range       | 0 kHz ... 2 kHz |

## Electrostatic discharge

|                       |              |
|-----------------------|--------------|
| Standards/regulations | EN 61000-4-2 |
|-----------------------|--------------|

## Electrostatic discharge

|                   |                      |
|-------------------|----------------------|
| Contact discharge | 8 kV (Test Level 4)  |
| Discharge in air  | 15 kV (Test Level 4) |
| Comments          | Criterion B          |

## Electromagnetic HF field

# QUINT4-PS/3AC/24DC/5 - Power supply unit



2904620

<https://www.phoenixcontact.com/pc/products/2904620>

|                       |              |
|-----------------------|--------------|
| Standards/regulations | EN 61000-4-3 |
|-----------------------|--------------|

## Electromagnetic HF field

|                     |                       |
|---------------------|-----------------------|
| Frequency range     | 80 MHz ... 1 GHz      |
| Test field strength | 20 V/m (Test Level 3) |
| Frequency range     | 1 GHz ... 6 GHz       |
| Test field strength | 10 V/m (Test Level 3) |
| Frequency range     | 1 GHz ... 6 GHz       |
| Test field strength | 10 V/m (Test Level 3) |
| Comments            | Criterion A           |

## Fast transients (burst)

|                       |              |
|-----------------------|--------------|
| Standards/regulations | EN 61000-4-4 |
|-----------------------|--------------|

## Fast transients (burst)

|          |                                    |
|----------|------------------------------------|
| Input    | 4 kV (Test Level 4 - asymmetrical) |
| Output   | 4 kV (Test Level 4 - asymmetrical) |
| Signal   | 2 kV (Test Level 4 - asymmetrical) |
| Comments | Criterion B                        |

## Surge voltage load (surge)

|                       |                                    |
|-----------------------|------------------------------------|
| Standards/regulations | EN 61000-4-5                       |
| Input                 | 3 kV (Test Level 4 - symmetrical)  |
|                       | 6 kV (Test Level 4 - asymmetrical) |
| Output                | 1 kV (Test Level 3 - symmetrical)  |
|                       | 2 kV (Test Level 3 - asymmetrical) |
| Signal                | 1 kV (Test Level 2 - asymmetrical) |
| Comments              | Criterion A                        |

## Conducted interference

|                       |              |
|-----------------------|--------------|
| Standards/regulations | EN 61000-4-6 |
|-----------------------|--------------|

## Conducted interference

|                 |                     |
|-----------------|---------------------|
| I/O/S           | asymmetrical        |
| Frequency range | 0.15 MHz ... 80 MHz |
| Comments        | Criterion A         |
| Voltage         | 10 V (Test Level 3) |

## Power frequency magnetic field

|                       |              |
|-----------------------|--------------|
| Standards/regulations | EN 61000-4-8 |
| Frequency             | 16.7 Hz      |
|                       | 50 Hz        |
|                       | 60 Hz        |
| Test field strength   | 100 A/m      |
| Additional text       | 60 s         |
| Comments              | Criterion A  |
| Frequency             | 50 Hz        |

# QUINT4-PS/3AC/24DC/5 - Power supply unit



2904620

<https://www.phoenixcontact.com/pc/products/2904620>

|                     |                 |
|---------------------|-----------------|
|                     | 60 Hz           |
| Frequency range     | 50 Hz ... 60 Hz |
| Test field strength | 1 kA/m          |
| Additional text     | 3 s             |
| Frequency           | 0 Hz            |
| Test field strength | 300 A/m         |
| Additional text     | DC, 60 s        |

## Voltage dips

|                       |  |
|-----------------------|--|
| Standards/regulations | EN 61000-4-11  |
| Voltage               | 400 V AC   |
| Frequency             | 50 Hz  |
| Voltage dip           | 70 %   |
| Number of periods     | 0.5 / 1 / 25 periods   |
| Additional text       | Test Level 2   |
| Comments              | Criterion A: 0.5 / 1 period<br>Criterion B: 25 periods           |
| Voltage dip           | 40 %   |
| Number of periods     | 5 / 10 / 50 periods  |
| Additional text       | Test Level 2   |
| Comments              | Criterion B  |
| Voltage dip           | 0 %  |
| Number of periods     | 0,5 / 1 / 5 / 50 / 250 periods                                   |
| Additional text       | Test Level 2   |
| Comments              | Criterion A: 0.5 / 1 period<br>Criterion B: 5 / 50 / 250 periods |

## Pulse-shape magnetic field

|                       |              |
|-----------------------|--------------|
| Standards/regulations | EN 61000-4-9 |
| Test field strength   | 1000 A/m     |
| Comments              | Criterion A  |

## Attenuated sinusoidal oscillations (ring wave)

|                       |   |
|-----------------------|---|
| Standards/regulations | EN 61000-4-12   |
| Input                 | 3 kV (Test Level 4 - symmetrical)<br>6 kV (Test Level 4 - asymmetrical) |
| Comments              | Criterion A   |

## Asymmetrical conducted disturbance variables

|                       |                               |
|-----------------------|-------------------------------|
| Standards/regulations | EN 61000-4-16                 |
| Test level 1          | 15 Hz 150 Hz (Test Level 4)   |
| Voltage               | 30 V 3 V                      |
| Test level 2          | 150 Hz 1.5 kHz (Test Level 4) |
| Voltage               | 3 V                           |
| Test level 3          | 1.5 kHz 15 kHz (Test Level 4) |
| Voltage               | 3 V 30 V                      |

# QUINT4-PS/3AC/24DC/5 - Power supply unit



2904620

<https://www.phoenixcontact.com/pc/products/2904620>

|              |                                    |
|--------------|------------------------------------|
| Test level 4 | 15 kHz 150 kHz (Test Level 4)      |
| Voltage      | 30 V                               |
| Test level 5 | 16.7 Hz 50 Hz 60 Hz (Test Level 4) |
| Voltage      | 30 V (Permanent)                   |
| Test level 6 | 16.7 Hz 50 Hz 60 Hz (Test Level 4) |
| Voltage      | 300 V (1 s)                        |
| Comments     | Criterion A                        |

## Attenuated oscillating wave

|                              |   |
|------------------------------|---|
| Standards/regulations        | EN 61000-4-18                               |
| Input, output (test level 1) | 100 kHz 1 MHz (Test Level 3 - symmetrical)  |
| Voltage                      | 1 kV  |
| Input, output (test level 2) | 10 MHz                                      |
| Voltage                      | 1 kV  |
| Input, output (test level 3) | 100 kHz 1 MHz (Test Level 3 - asymmetrical) |
| Voltage                      | 2.5 kV                                      |
| Signals (test level 1)       | 100 kHz 1 MHz (Test Level 3 - symmetrical)  |
| Voltage                      | 1 kV  |
| Signals (test level 2)       | 100 kHz 1 MHz (Test Level 3 - asymmetrical) |
| Voltage                      | 2.5 kV                                      |
| Comments                     | Criterion A                                 |

## Attenuated oscillating magnetic field

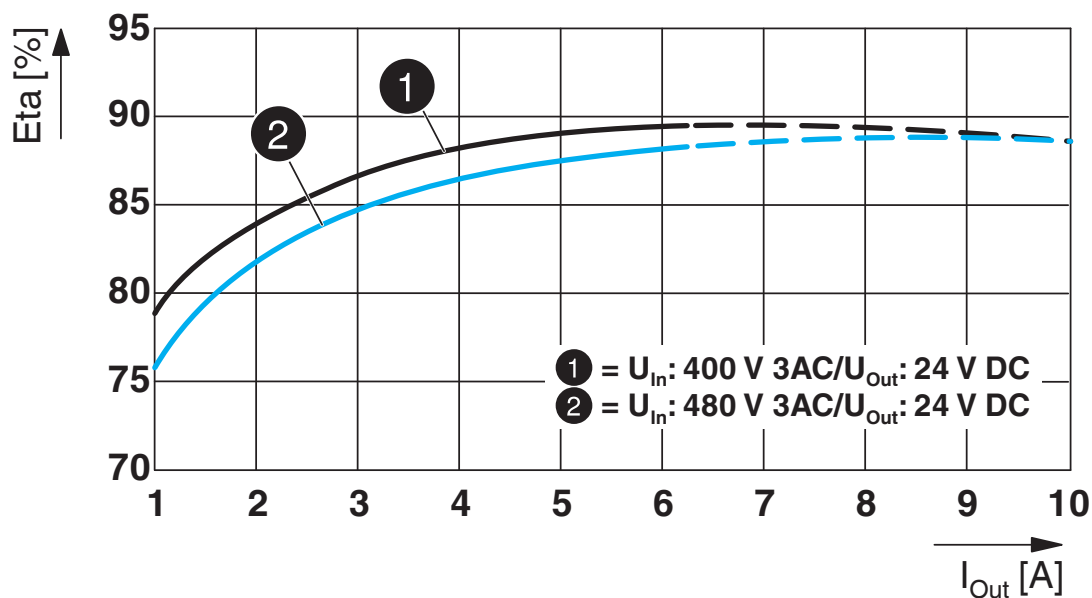
|                       |               |
|-----------------------|---------------|
| Standards/regulations | EN 61000-4-10 |
| Test field strength   | 110 A/m       |
| Test level 1          | 100 kHz       |
| Test field strength   | 110 A/m       |
| Test level 2          | 1 MHz         |
| Comments              | Criterion A   |

## Criteria

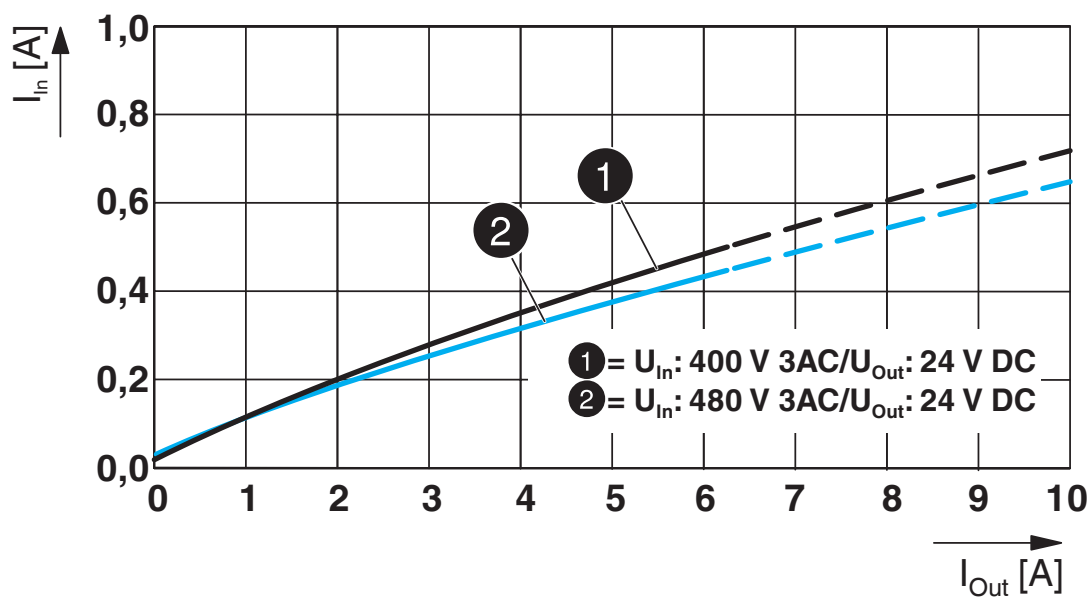
|             |  |
|-------------|--|
| Criterion A | Normal operating behavior within the specified limits.   |
| Criterion B | Temporary impairment to operational behavior that is corrected by the device itself.   |
| Criterion C | Temporary adverse effects on the operating behavior, which the device corrects automatically or which can be restored by actuating the operating elements. |

## Drawings

Diagram



Diagram



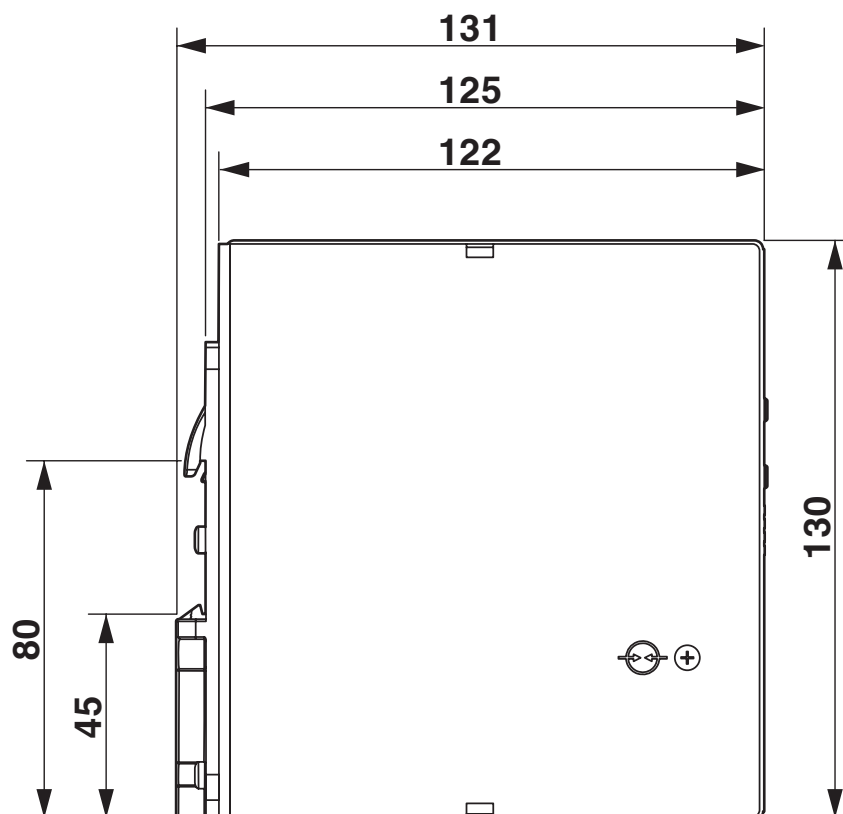
# QUINT4-PS/3AC/24DC/5 - Power supply unit

2904620

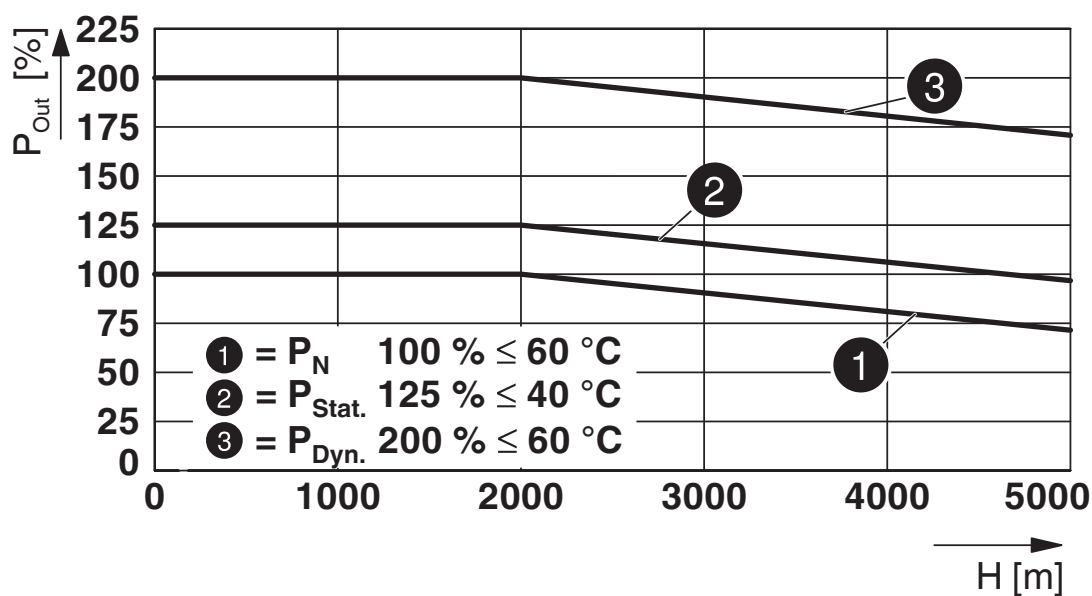
<https://www.phoenixcontact.com/pc/products/2904620>



Dimensional drawing



Diagram



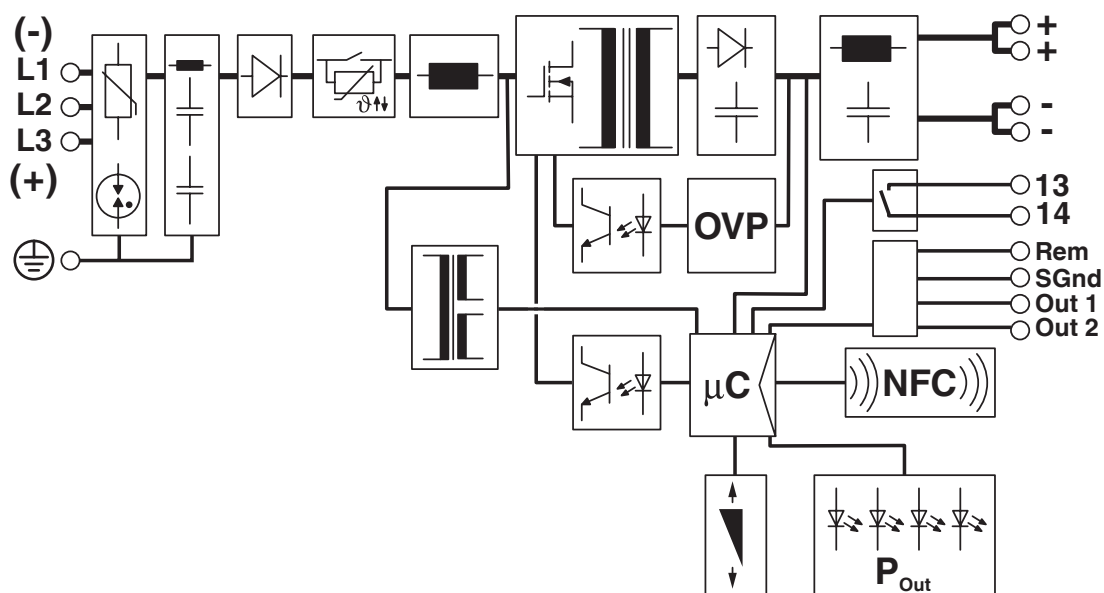
# QUINT4-PS/3AC/24DC/5 - Power supply unit



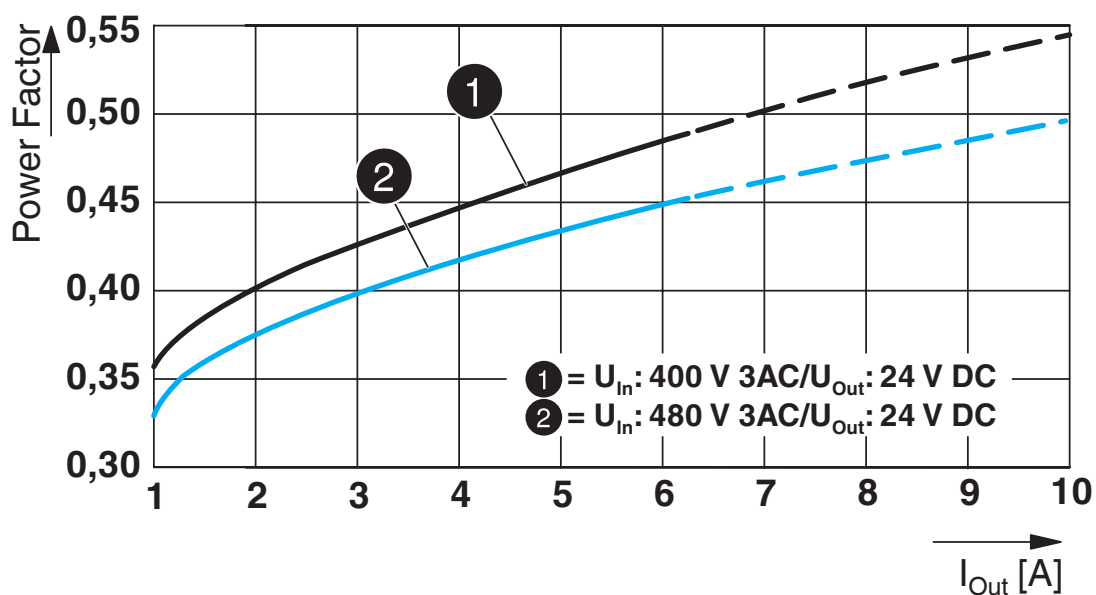
2904620

<https://www.phoenixcontact.com/pc/products/2904620>

Block diagram

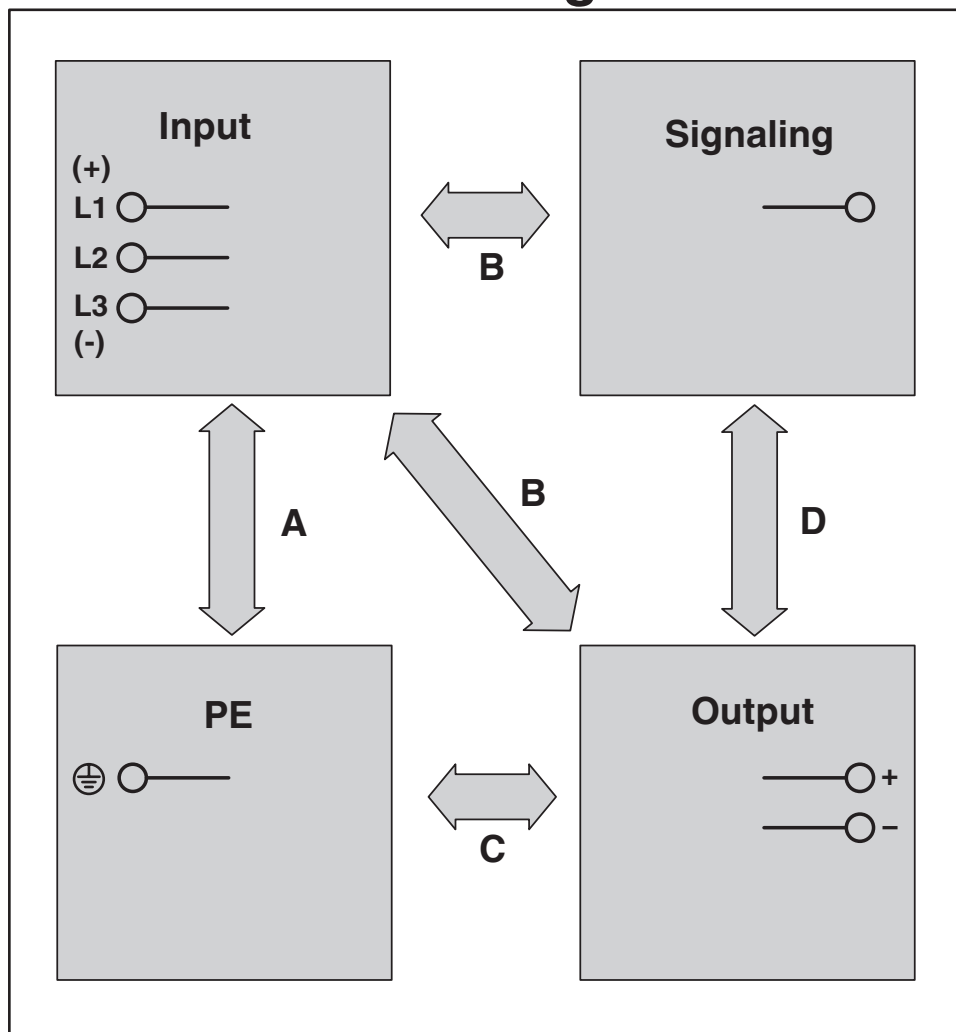


Diagram



Schematic diagram

## Housing





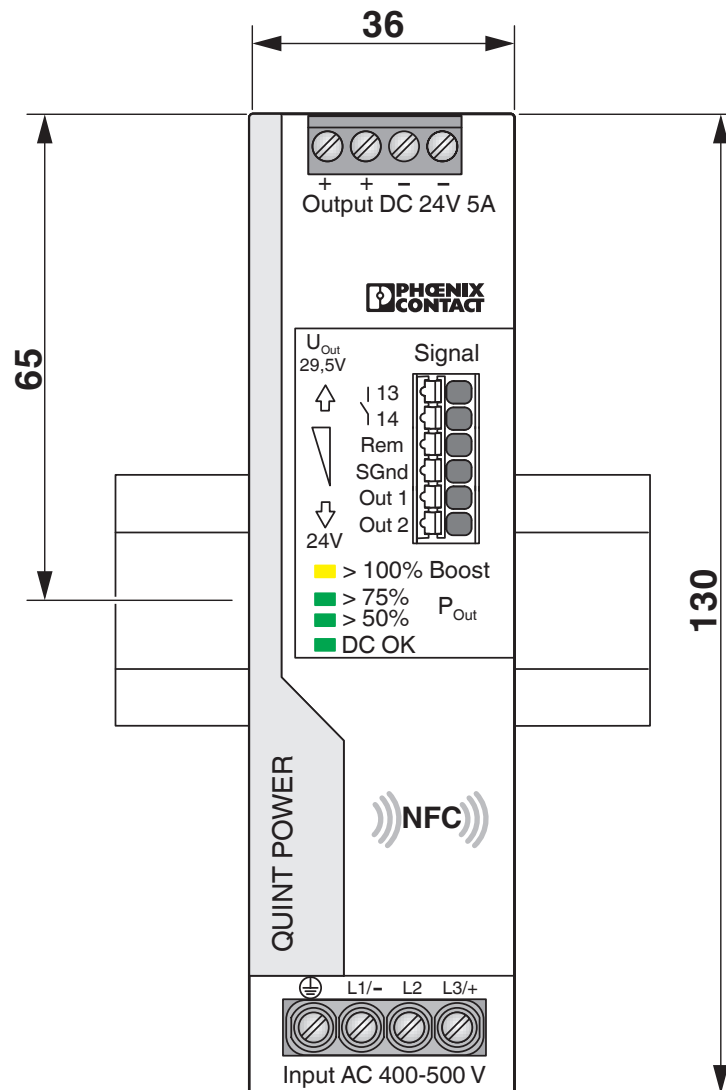
# QUINT4-PS/3AC/24DC/5 - Power supply unit

2904620

<https://www.phoenixcontact.com/pc/products/2904620>



Dimensional drawing



# QUINT4-PS/3AC/24DC/5 - Power supply unit



2904620

<https://www.phoenixcontact.com/pc/products/2904620>

## Approvals

To download certificates, visit the product detail page: <https://www.phoenixcontact.com/pc/products/2904620>



**cUL Recognized**  
Approval ID: FILE E 211944



**UL Recognized**  
Approval ID: FILE E 211944



**IECEE CB Scheme**  
Approval ID: SI-5291



**EAC**  
Approval ID: RU S-DE.BL08.W.00764



**LR**  
Approval ID: LR22472797TA



**NK**  
Approval ID: TA21182M



**BV**  
Approval ID: 44621/A1 BV



**UL Listed**  
Approval ID: FILE E 123528



**cUL Listed**  
Approval ID: FILE E 123528



**Type approved**  
Approval ID: SI-SIQ BG 005/023



**EAC**  
Approval ID: RU S-DE.BL08.W.00764

# QUINT4-PS/3AC/24DC/5 - Power supply unit



2904620

<https://www.phoenixcontact.com/pc/products/2904620>



**cCSAus**

Approval ID: 70066458



**cUL Listed**

Approval ID: FILE E 199827



**UL Listed**

Approval ID: FILE E 199827

# QUINT4-PS/3AC/24DC/5 - Power supply unit



2904620

<https://www.phoenixcontact.com/pc/products/2904620>

## Classifications

### ECLASS

|             |          |
|-------------|----------|
| ECLASS-11.0 | 27040701 |
| ECLASS-13.0 | 27040701 |
| ECLASS-12.0 | 27040701 |

### ETIM

|          |          |
|----------|----------|
| ETIM 8.0 | EC002540 |
|----------|----------|

### UNSPSC

|             |          |
|-------------|----------|
| UNSPSC 21.0 | 39121000 |
|-------------|----------|

Phoenix Contact 2023 © - all rights reserved

<https://www.phoenixcontact.com>

PHOENIX CONTACT GmbH & Co. KG

Flachsmarktstraße 8

D-32825 Blomberg

+49 (0) 5235-3 00

[info@phoenixcontact.com](mailto:info@phoenixcontact.com)