

XIN LIÊN HỆ:

CÔNG TY TNHH XNK TM KỸ THUẬT HOÀNG TINH THÀNH

Đ/C: NGÕ SỐ 7, THÔN ĐỒNG XUYÊN, XÃ ĐẶNG XÁ HUYỆN GIA LÂM, TP HÀ NỘI

Đ/T: 0373931111

WEBSITE: WWW.HOPKIMTINHTHANH.COM

焊接刀片/ DAO TIÊN KIỂU HÀN

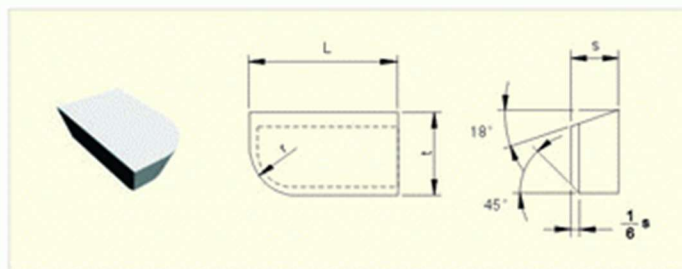
A 型



硬质合金切削刀片的型号规格 Specifications of cutting Tools

焊接刀片
Brazed tips

A型
Type A



mm

型号 Type	尺寸 Dimension			
	L	t	s	r
A5	5.0	3.0	2.0	2.0
A6	6.0	4.0	2.5	2.5
A8	8.0	5.0	3.0	3.0
A10	10.0	6.0	4.0	4.0
A12	12.0	8.0	5.0	5.0
A16	16.0	10.0	6.0	6.0
A20	20.0	12.0	7.0	7.0
A25	25.0	14.0	8.0	8.0
A32	32.0	18.0	10.0	10.0
A40	40.0	22.0	12.0	12.0
A50	50.0	25.0	14.0	14.0



A1型 Type A1

用于制造外圆车刀、镗刀和切槽刀
For making external turning tools, boring tools and grooving tools

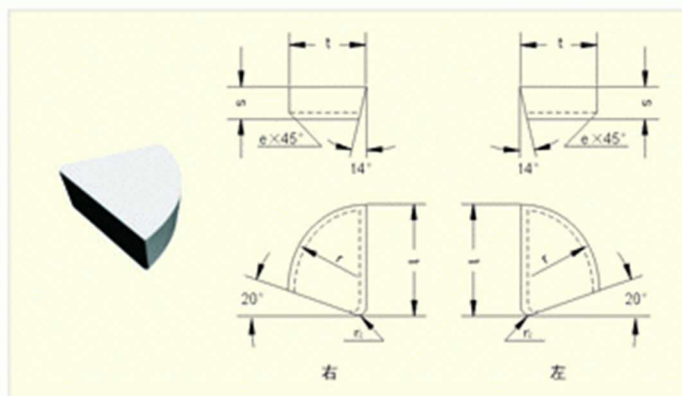


型号 Type	尺寸(毫米) Dimension(mm)				近似单重(克) Approx. unit weight(g)			
	l	t	s	e	YG6	YG8	YT5	YT14
A106	6.0	5.0	2.5	/	1.1	1.1	1.0	0.9
A108	8.0	7.0	3.0	/	2.6	2.5	2.1	1.9
A110	10.0	6.0	3.5	0.8	2.9	2.8	2.4	2.2
A112	12.0	10.0	4.0	0.8	6.8	6.6	5.7	5.2
A114	14.0	12.0	4.5	0.8	10.7	10.5	8.9	8.2
A116	16.0	10.0	5.5	0.8	12.3	12.0	10.5	9.8
A118	18.0	12.0	7.0	0.8	21.3	20.8	17.5	16.3
A118A	18.0	16.0	6.0	0.8	24.7	24.3	21.0	19.7
A120	20.0	12.0	7.0	0.8	23.2	22.8	20.0	18.6
A122	22.0	15.0	8.5	0.8	39.2	38.5	33.0	30.6
A122A	22.0	18.0	7.0	0.8	39.2	38.5	32.8	30.5
A125	25.0	15.0	8.5	0.8	44.5	43.7	36.5	34.0
A125A	25.0	20.0	10.0	0.8	71.0	69.8	58.0	53.8
A130	30.0	16.0	10.0	0.8	66.4	65.3	56.5	51.7
A136	36.0	20.0	10.0	0.8	98.2	96.8	81.0	75.2
A140	40.0	18.0	10.5	1.2	105.6	103.8	88.0	81.7
A150	50.0	20.0	10.5	1.2	149.0	146.0	125.0	116.0
A160	60.0	22.0	10.5	1.2	197.0	193.0	168.0	156.0
A170	70.0	25.0	12.0	1.2	298.0	293.0	257.0	239.0



A2型 Type A2

用于制造镗刀和端面车刀
For making boring tools and face turning tools

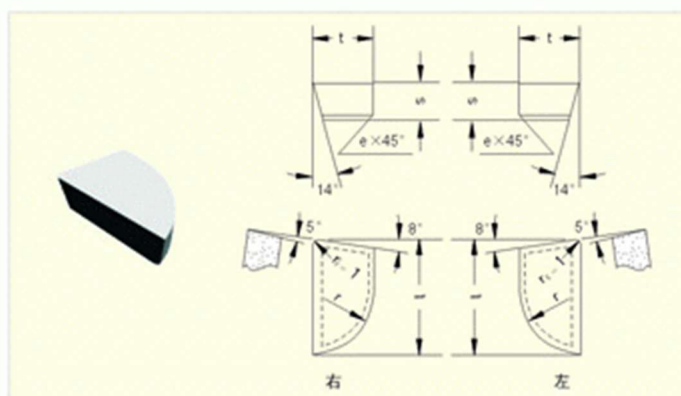


型号 Type		尺寸(毫米) Dimension(mm)						近似单重(克) Approx unit weight(g)			
右 Right	左 left	t	t	s	r	r ₁	e	YG6	YG8	YT5	YT14
A208	/	8.0	7.0	2.5	7.0	0.5	/	1.4	1.4	1.3	1.3
A210	/	10.0	8.0	3.0	8.0	1.0	/	2.8	2.8	2.5	2.2
A212	A212Z	12.0	10.0	4.5	10.0	1.0	0.8	5.4	5.3	4.5	4.2
A216	A216Z	16.0	14.0	6.0	14.0	1.0	0.8	13.0	12.8	11.3	10.5
A220	A220Z	20.0	18.0	7.0	18.0	1.0	0.8	23.7	23.3	20.8	18.9
A225	A225Z	25.0	20.0	8.0	20.0	1.0	0.8	39.9	39.2	34.7	32.6



A3型 Type A3

用于制造端面车刀和外圆车刀
For making face turning tools and external turning tools

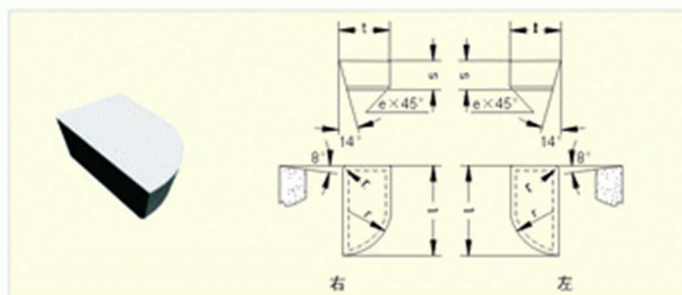


型号 Type		尺寸(毫米) Dimension(mm)					近似单重(克) Approx unit weight(g)			
右 Right	左 left	t	t	s	r	e	YG6	YG8	YT5	YT14
A310	/	10.0	6.0	3.0	6.0	/	2.4	2.3	2.0	1.8
A312	A312Z	12.0	7.0	4.0	7.0	0.8	3.7	3.7	3.2	2.9
A315	A315Z	15.0	9.0	6.0	9.0	0.8	9.3	9.1	7.6	7.1
A320	A320Z	20.0	11.0	7.0	11.0	0.8	17.5	17.2	14.8	13.5
A325	A325Z	25.0	14.0	8.0	14.0	0.8	32.0	31.5	27.0	25.0
A330	A330Z	30.0	16.0	9.5	16.0	0.8	52.0	51.0	45.5	42.3
A340	A340Z	40.0	18.0	10.5	18.0	1.2	89.2	87.5	80.0	74.5



A4型 Type A4

用于制造外圆车刀、镗刀和端面车刀
For making external turning tools, boring tools and face turning tools.

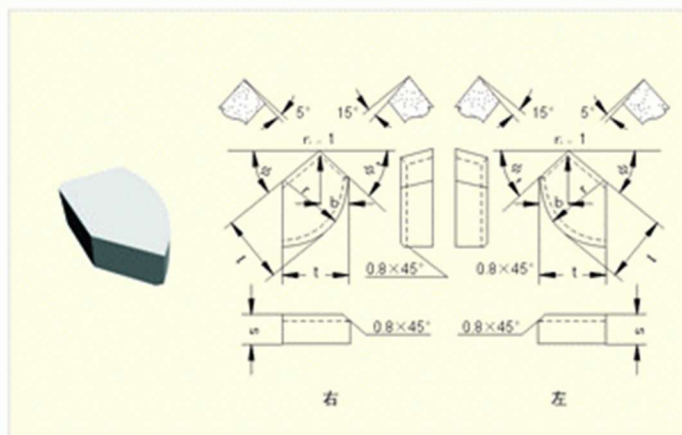


型号 Type		尺寸(毫米) Dimension(mm)						近似单重(克) Approx unit weight(g)			
右 Right	左 left	t	t	s	r	r	e	YG6	YG8	YT5	YT14
A406	/	6.0	5.0	2.5	5.0	0.5	/	1.0	0.9	0.8	0.7
A408	/	8.0	6.0	3.0	6.0	0.5	/	1.8	1.8	1.4	1.3
A410	A410Z	10.0	6.0	3.5	6.0	1.0	0.8	2.4	2.4	1.8	1.7
A412	A412Z	12.0	8.0	4.5	8.0	1.0	0.8	5.0	4.9	4.2	3.9
A416	A416Z	16.0	10.0	5.5	10.0	1.0	0.8	10.4	10.2	8.6	8.0
A420	A420Z	20.0	12.0	7.0	12.5	1.0	0.8	19.4	19.0	17.0	15.6
A425	A425Z	25.0	15.0	8.5	16.0	1.0	0.8	37.0	36.4	32.5	30.0
A430	A430Z	30.0	16.0	6.0	16.0	1.0	0.8	36.0	35.4	30.0	27.9
A430A	A430AZ	30.0	16.0	9.5	16.0	1.0	0.8	54.2	53.2	47.0	43.7
A440	A440Z	40.0	18.0	8.0	18.0	1.0	0.8	72.8	71.4	62.0	57.7
A440A	A440AZ	40.0	18.0	10.5	18.0	1.0	1.2	93.5	91.5	79.0	73.5
A450	A450Z	50.0	20.0	8.0	20.0	1.5	0.8	103.0	101.0	87.0	81.0
A450A	A450AZ	50.0	20.0	12.0	20.0	1.5	1.2	151.0	148.0	127.0	118.5



A5型 Type A5

用于车刀、镗刀和端面车刀
For making turning tools boring tools and face tuce turning tools.

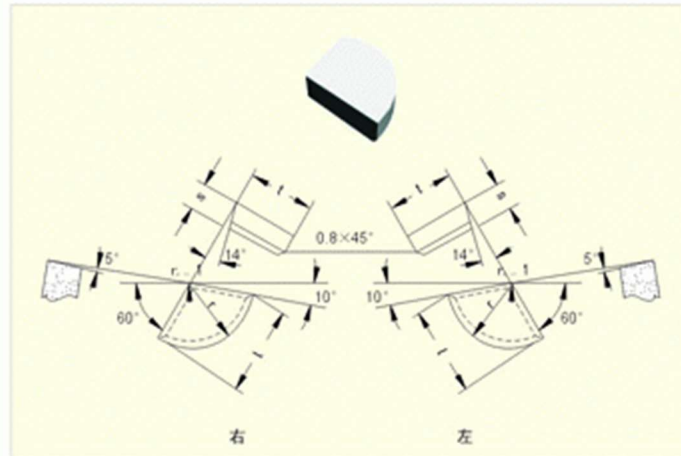


型号 Type		尺寸(毫米) Dimension(mm)							近似单重(克) Approx unit weight(g)			
右 Right	左 left	t	t	s	b	r	φ	φ ₁	YG6	YG8	YT5	YT14
A515	A515Z	15.0	10.0	4.5	5.0	10.0	45°	40°	7.2	7.0	5.9	5.3
A518	A518Z	18.0	12.0	5.5	4.0	12.0	45°	50°	11.4	11.3	9.8	8.7



A6型 Type A6

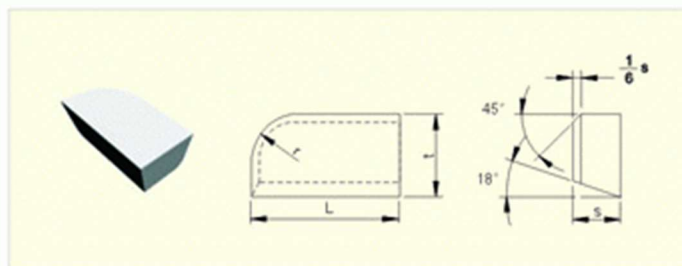
用于制造镗刀、外圆车刀和面铣刀
For making boring tools, external turning tools and face milling tools



型号 Type		尺寸(毫米) Dimension(mm)				近似单重(克) Approx unit weight(g)			
右 Right	左 left	t	t	s	r	YG6	YG8	YT5	YT14
A612	A612Z	12.0	8.0	3.0	8.0	3.2	3.1	2.8	2.5
A615	A615Z	15.0	10.0	4.0	10.0	6.1	6.0	5.3	4.7
A618	A618Z	18.0	12.0	4.5	12.0	10.0	9.8	8.6	7.7



B型
Type B



mm

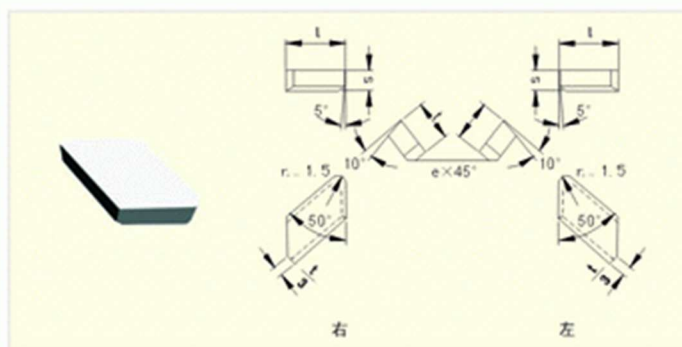
型号 Type	尺寸 Dimension			
	L	t	s	r
B5	5.0	3.0	2.0	2.0
B6	6.0	4.0	2.5	2.5
B8	8.0	5.0	3.0	3.0
B10	10.0	6.0	4.0	4.0
B12	12.0	8.0	5.0	5.0
B16	16.0	10.0	6.0	6.0
B20	20.0	12.0	7.0	7.0
B25	25.0	14.0	8.0	8.0
B32	32.0	18.0	10.0	10.0
B40	40.0	22.0	12.0	12.0
B50	50.0	25.0	14.0	14.0



B1型

Type B1

用于制造成型车刀、燕尾槽刨刀和燕尾槽铣刀
For making forming tools, planing and milling tools with dovetail

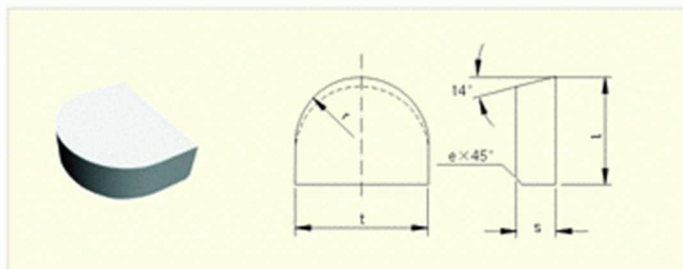


型号 Type		尺寸(毫米) Dimension(mm)				近似单重(克) Approx unit weight(g)			
右 Right	左 left	t	t	s	e	YG6	YG8	YT5	YT14
B108	/	8.0	6.0	3.0	/	3.5	3.0	2.8	2.5
B112	B112Z	12.0	8.0	4.0	1.0	5.4	5.3	4.7	4.2
B116	B116Z	16.0	10.0	5.0	1.0	12.2	12.0	11.4	9.3
B120	B120Z	20.0	14.0	5.0	1.0	25.8	25.5	22.1	19.6
B120A	B120AZ	20.0	16.0	7.0	1.5	30.9	30.4	26.6	23.6
B125	B125Z	25.0	14.0	5.0	1.5	32.0	31.5	28.2	25.0
B125A	B125AZ	25.0	18.0	8.0	1.5	52.5	51.8	45.1	40.0
B130	B130Z	30.0	20.0	8.0	1.5	76.2	75.0	65.5	58.2



B2型 Type B2

用于制造凹圆弧成型车刀和轮缘车刀
For making concave turning tools and wheel edge turning tools

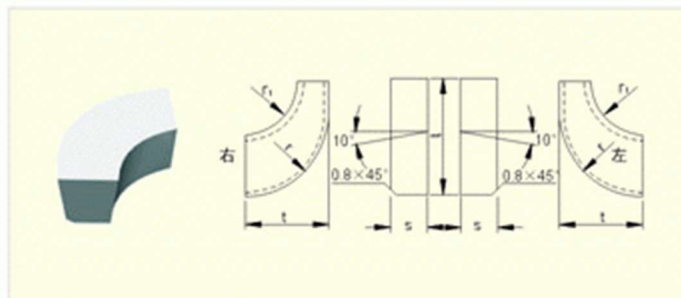


型号 Type	尺寸(毫米) Dimension(mm)					近似单重(克) Approx unit weight(g)			
	t	t	s	r	e	YG6	YG8	YT5	YT14
B208	8.0	8.0	3.0	4.0	/	2.6	2.6	2.1	2.0
B210	10.0	10.0	3.5	5.0	0.8	4.5	4.4	3.6	3.2
B212	12.0	12.0	4.5	6.0	0.8	8.3	8.1	7.1	6.5
B214	14.0	16.0	5.0	8.0	0.8	16.5	16.2	14.0	12.7
B216	16.0	20.0	6.0	10.0	0.8	26.8	26.3	23.5	21.8
B220	20.0	25.0	7.0	12.5	0.8	47.7	46.8	41.3	38.4
B225	25.0	30.0	8.0	15.0	0.8	86.5	85.0	74.1	69.0
B228	28.0	35.0	9.0	17.5	0.8	112.7	110.5	95.0	86.0



B3型 Type B3

用于制造凸圆弧成型车刀
For making convex turning tools

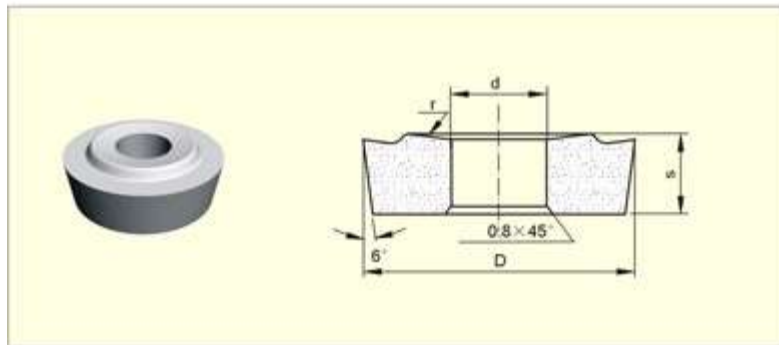


型号 Type		尺寸(毫米) Dimension(mm)					近似单重(克) Approx unit weight(g)			
右 Right	左 left	t	t	s	r	r ₁	YG6	YG8	YT5	YT14
B312	B312Z	12.0	8.0	4.0	8.0	3.0	4.3	4.2	3.6	3.3
B315	B315Z	15.0	10.0	5.0	10.0	5.0	8.0	7.9	6.3	5.8
B318	B318Z	18.0	12.0	6.0	12.0	6.0	13.4	13.3	10.6	10.3
B322	B322Z	22.0	16.0	7.0	16.0	10.0	22.4	22.2	18.4	16.6



B4型 Type B4

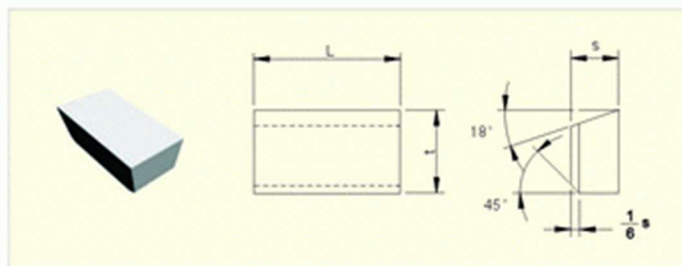
用于制造凹圆弧成型车刀和轮缘车刀（也用作机夹刀片毛坯）
For making concave turning tools and wheel edge turning tools (Also for mechanically clamped inserts)



型号 Type	尺寸(毫米) Dimension(mm)				近似单重(克) Approx unit weight(g)			
	D	d	H	r	YG6	YG8	YT5	YT14
B428	28.6	10.0	10.0	35.0	77.0	76.0	60.9	54.1
B433	33.0	12.0	10.0	35.0	106.0	104.0	82.3	73.0
B446	46.5	15.0	12.0	41.5	248.0	246.0	195.0	173.3



C型
Type C



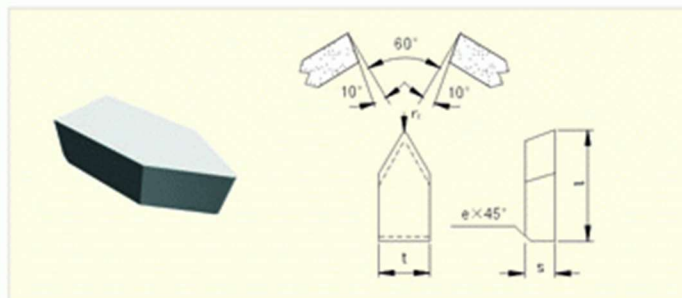
mm

型号 Type	尺寸 Dimension		
	L	t	s
C5	5.0	3.0	2.0
C6	6.0	4.0	2.5
C8	8.0	5.0	3.0
C10	10.0	6.0	4.0
C12	12.0	8.0	5.0
C16	16.0	10.0	6.0
C20	20.0	12.0	7.0
C25	25.0	14.0	8.0
C32	32.0	18.0	10.0
C40	40.0	22.0	12.0
C50	50.0	25.0	14.0



C1型 Type C1

用于制造螺纹车刀
For making threading tools

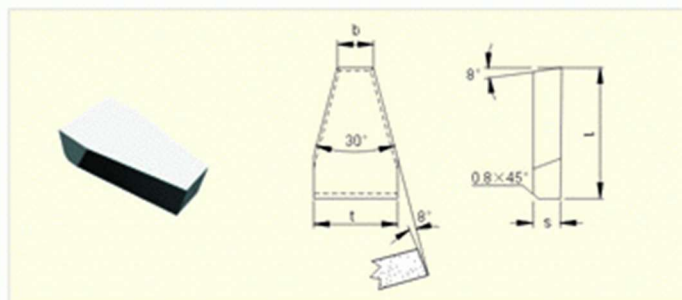


型号 Type	尺寸(毫米) Dimension(mm)					近似单重(克) Approx unit weight(g)			
	t	t	s	r	e	YG6	YG8	YT5	YT14
C110	10.0	4.0	3.0	0.5	/	1.5	1.5	1.3	1.2
C116	16.0	6.0	4.0	0.5	0.8	4.8	4.7	4.0	3.7
C120	20.0	8.0	5.0	0.5	0.8	10.1	9.9	8.2	7.7
C122	22.0	10.0	6.0	0.5	0.8	15.6	15.3	13.7	12.1
C125	25.0	12.0	7.0	0.8	0.8	25.0	24.5	21.3	19.1




C2型
Type C2

用于制造精车刀和梯形螺纹车刀
For making fine turning and trapezoid thread turning tools

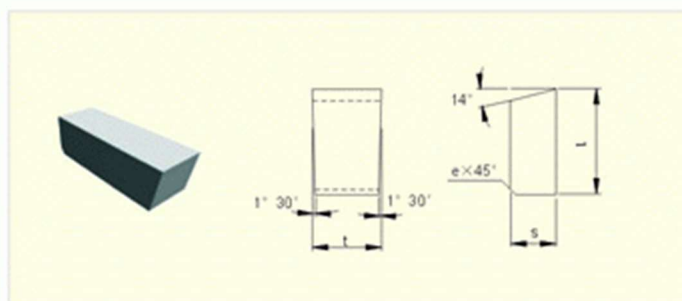


型号 Type	尺寸(毫米) Dimension(mm)				近似单重(克) Approx unit weight(g)			
	t	t	b	s	YG6	YG8	YT5	YT14
C215	15.0	7.0	1.8	4.0	4.3	4.3	3.6	3.3
C218	18.0	10.0	3.1	5.0	9.3	9.1	7.9	7.3
C223	23.0	14.0	4.9	5.0	17.3	17.0	15.0	13.9
C228	28.0	18.0	7.7	6.0	34.4	33.8	29.5	27.4
C236	36.0	28.0	13.1	7.0	79.4	78.0	67.5	62.6



C3型 Type C3

用于制造切断刀和切槽刀
For making cut-off and grooving tools

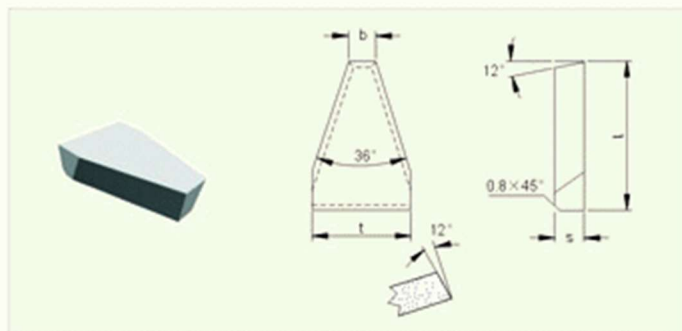


型号 Type	尺寸(毫米) Dimension(mm)				近似单重(克) Approx unit weight(g)			
	t	t	s	e	YG6	YG8	YT5	YT14
C303	12.0	3.5	3.0	/	1.8	1.7	1.5	1.4
C304	14.0	4.5	4.0	0.8	3.4	3.3	2.9	2.7
C305	17.0	5.5	5.0	0.8	6.4	6.2	5.4	5.0
C306	17.0	6.5	6.0	0.8	9.1	8.8	7.6	7.0
C308	20.0	8.5	7.0	0.8	15.9	15.6	13.7	12.3
C310	22.0	10.5	8.0	0.8	24.4	24.0	21.7	20.0
C312	22.0	12.5	10.0	0.8	36.7	36.0	32.0	29.8
C316	25.0	16.5	11.0	1.2	61.2	60.2	54.0	49.5



C4型
Type C4

用于制造加工三角皮带轮切槽刀
For making v-belt wheel grooving tools

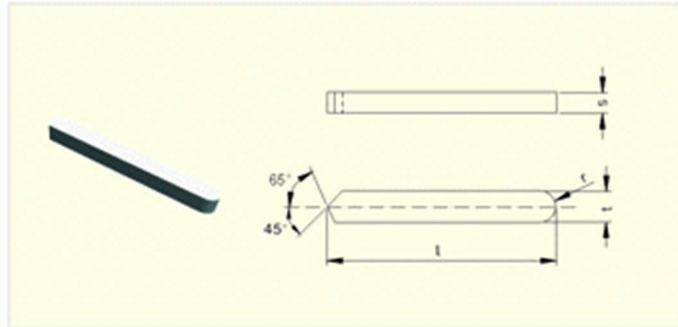


型号 Type	尺寸(毫米) Dimension(mm)				近似单重(克) Approx unit weight(g)			
	t	t	b	e	YG6	YG8	YT5	YT14
C420	20.0	12.0	3.0	5.0	13.2	13.0	11.7	10.9
C425	25.0	16.0	4.0	5.0	21.1	20.7	17.8	16.5
C430	30.0	20.0	5.5	6.0	38.7	38.0	33.0	30.7
C435	35.0	25.0	7.5	6.0	55.3	54.3	48.0	44.7
C442	42.0	35.0	12.5	8.0	128.0	127.0	110.1	99.0
C450	50.0	42.0	15.0	8.0	185.0	182.0	159.1	143.1



C5型
Type C5

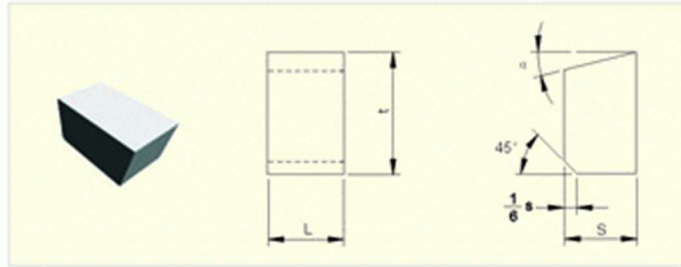
用于制造加工面粉用轧辊拉丝刀
For making roll broach used in flour-making industry



型号 Type	尺寸(毫米) Dimension(mm)				近似单重(克) Approx unit weight(g)			
	l	t	s	r	YG6	YG8	YT5	YT14
C539	39.0	4.0	4.0	2.0	9.0	8.7	8.4	7.1
C545	45.0	6.0	4.0	3.0	16.0	15.7	13.7	12.1



D型
Type D



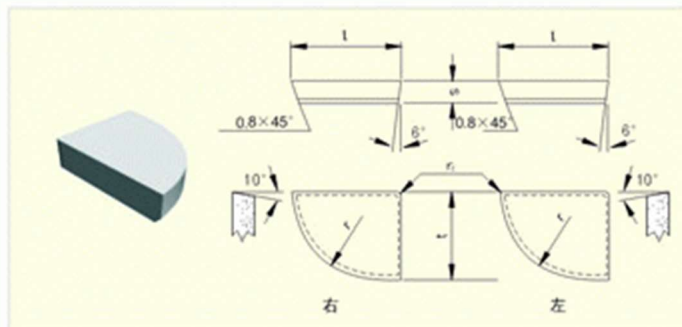
mm

型号 Type	尺寸 Dimension			
	L	t	s	a
D3	3.5	8.0	3.0	/
D4	4.5	10.0	4.0	14°
D5	5.5	12.0	5.0	14°
D6	6.5	14.0	6.0	14°
D8	8.6	16.0	8.0	14°
D10	10.5	18.0	10.0	14°
D12	12.5	20.0	12.0	14°



D1型 Type D1

用于制造面铣刀
For making face mills

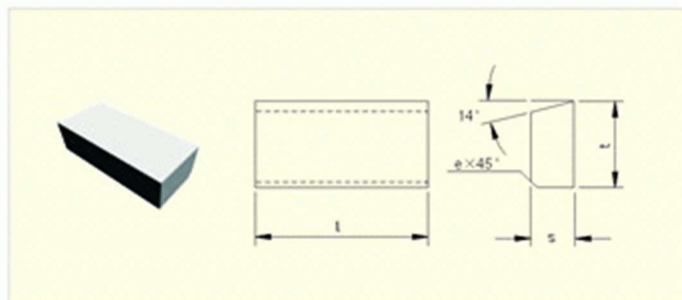


型号 Type		尺寸(毫米) Dimension(mm)					近似单重(克) Approx unit weight(g)			
右 Right	左 left	t	t	s	r	r _c	YG6	YG8	YT5	YT14
D110	/	10.0	8.0	2.5	8.0	0.5	3.2	3.1	2.6	2.4
D112	/	12.0	10.0	3.0	10.0	0.5	4.8	4.7	3.9	3.6
D115	D115Z	15.0	12.0	3.5	12.5	0.5	8.4	8.2	6.7	6.2
D120	D120Z	20.0	16.0	4.0	16.0	1.0	16.8	16.5	14.2	13.2
D125	D125Z	25.0	20.0	5.0	20.0	1.0	29.1	28.5	25.2	22.5
D130	D130Z	30.0	20.0	6.0	20.0	1.0	43.2	42.5	36.8	34.2



D2型 Type D2

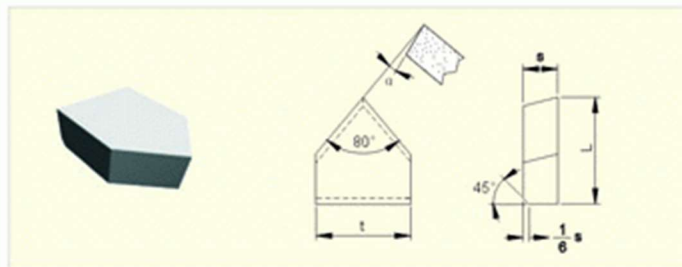
用于制造三面刃铣刀、T形槽铣刀和浮动镗刀
For making three-edged mills, T-grooving mills and floating boring tools



型号 Type	尺寸(毫米) Dimension(mm)				近似单重(克) Approx unit weight(g)			
	l	t	s	e	YG6	YG8	YT5	YT14
D206	6.0	7.0	3.0	/	1.7	1.6	1.5	1.4
D208	8.0	4.0	3.0	/	1.5	1.4	1.2	1.1
D210	10.0	5.0	3.0	/	2.3	2.2	1.8	1.7
D210A	10.0	10.0	3.0	/	4.5	4.4	3.9	3.6
D212	12.0	6.0	3.0	/	3.3	3.2	2.6	2.4
D212A	12.0	12.0	3.5	0.8	7.2	7.1	6.1	5.6



E型
Type E



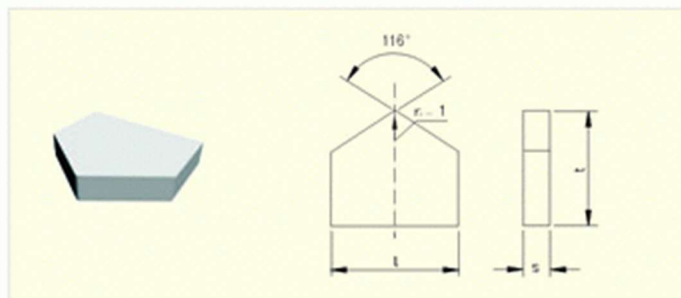
mm

型号 Type	尺寸 Dimension			
	L	t	s	a
E4	10.0	4.0	2.5	/
E5	12.0	5.0	3.0	/
E6	14.0	6.0	3.5	/
E8	16.0	8.0	4.0	9°
E10	18.0	10.0	5.0	9°
E12	20.0	12.0	6.0	9°
E16	22.0	16.0	7.0	9°
E20	25.0	20.0	8.0	9°
E25	28.0	25.0	9.0	9°
E32	32.0	32.0	10.0	9°



E1型 Type E1

用于制造麻花钻和直槽钻
For making twist drills and straight groove drills

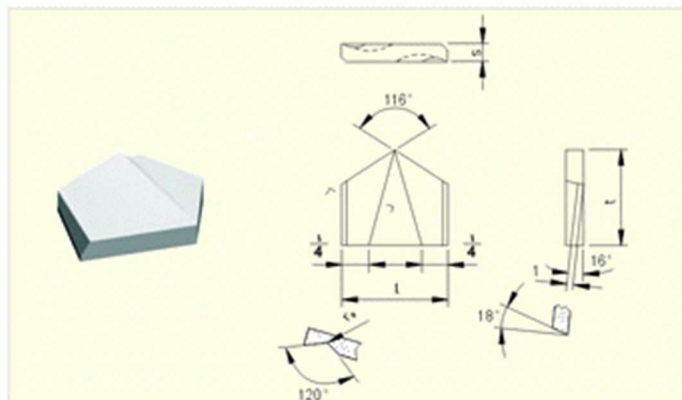


型号 Type	尺寸(毫米) Dimension(mm)			近似单重(克) Approx unit weight(g)			
	L	t	s	YG6	YG8	YT5	YT14
E105	5.0	5.0	1.5	0.5	0.5	0.5	0.5
E106	6.0	6.0	1.5	0.7	0.7	0.6	0.6
E107	7.0	6.0	1.5	0.8	0.8	0.8	0.7
E108	8.0	7.0	1.8	1.3	1.3	1.1	1.0
E109	9.0	8.0	2.0	1.7	1.7	1.5	1.4
E110	10.0	9.0	2.0	2.3	2.2	1.9	1.7



E2型 Type E2

用于制造麻花钻和直槽钻
For making twist drills and straight groove drills

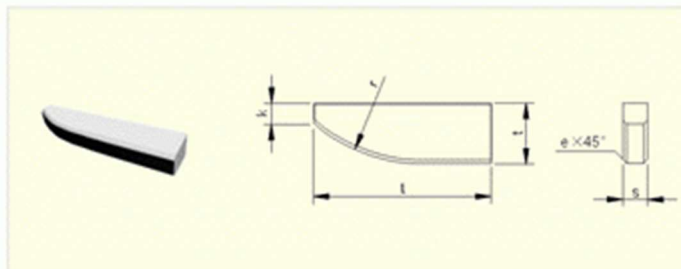


型号 Type	尺寸(毫米) Dimension(mm)				近似单重(克) Approx unit weight(g)			
	l	t	s	r.	YG6	YG8	YT5	YT14
E210	10.8	9.0	2.0	1.0	2.1	2.0	1.8	1.6
E211	11.8	10.0	2.5	1.0	3.3	3.3	2.6	2.4
E213	13.0	11.0	2.5	1.0	3.3	3.8	3.3	3.0
E214	14.0	12.0	2.5	1.0	4.6	4.5	3.8	3.5
E215	15.0	13.0	2.5	1.0	5.2	5.1	4.4	4.0
E216	16.0	14.0	3.0	1.0	7.3	7.2	6.1	5.5
E217	17.0	15.0	3.0	1.5	8.2	8.1	6.9	6.3
E218	18.0	16.0	3.0	1.5	9.1	9.0	7.8	7.1



E3型 Type E3

用于制造立铣刀和键槽铣刀
For making end mills and key seat mills

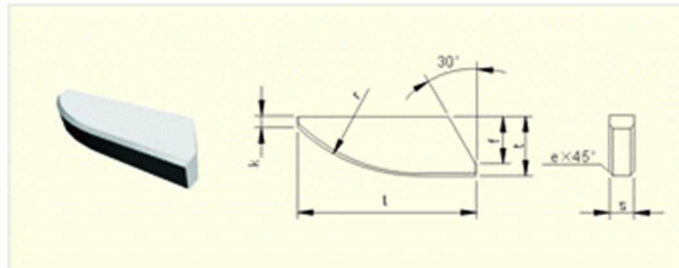


型号 Type	尺寸(毫米) Dimension(mm)						近似单重(克) Approx unit weight(g)			
	l	t	s	k	r	e	YG6	YG8	YT5	YT14
E312	12.0	6.0	1.5	1.5	20.0	/	1.3	1.3	1.0	0.9
E315	15.0	3.5	2.0	1.5	20.0	/	1.4	1.4	1.2	1.1
E315A	15.0	7.0	2.0	2.5	25.0	/	2.4	2.3	2.1	2.0
E320	20.0	4.5	2.5	2.5	25.0	/	2.9	2.8	2.7	2.5
E320A	20.0	6.0	3.5	2.5	25.0	0.5	5.3	5.3	4.2	3.9
E320B	20.0	9.0	2.5	3.5	30.0	0.5	5.6	5.6	4.5	4.1
E325	25.0	8.0	3.0	3.5	30.0	0.5	7.1	7.1	6.9	6.2
E325A	25.0	15.0	3.0	3.5	30.0	0.5	13.1	12.9	11.2	10.0
E330	30.0	10.0	4.0	3.5	30.0	0.5	15.3	15.0	12.9	11.7
E330A	30.0	21.0	4.0	3.5	30.0	0.5	29.5	29.2	24.5	21.9
E335A	35.0	10.0	5.0	3.5	30.0	0.8	22.9	22.5	19.5	17.6
E340	40.0	12.0	5.0	3.5	30.0	0.8	26.1	26.8	22.0	20.2
E345	45.0	12.0	6.0	3.5	30.0	0.8	41.6	41.0	35.0	31.6



E4型 Type E4

用于制造扩孔钻
For making broaching drills

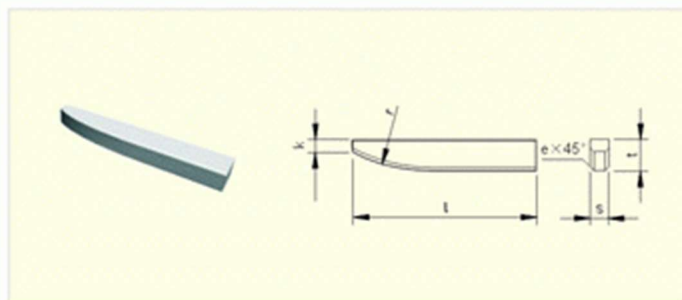


型号 Type	尺寸(毫米) Dimension(mm)							近似单重(克) Approx unit weight(g)			
	l	t	s	f	r	k	e	YG6	YG8	YT5	YT14
E415	15.0	4.0	2.0	2.5	15.0	1.5	/	1.4	1.4	1.2	1.1
E418	18.0	5.0	2.5	3.5	20.0	1.5	0.5	2.9	2.8	2.2	2.0
E420	20.0	6.0	3.0	5.0	25.0	1.5	0.5	4.1	4.0	3.4	3.0
E425	25.0	8.0	3.5	6.0	25.0	2.0	0.5	8.0	7.9	7.0	6.2
E430	30.0	10.0	4.0	8.0	30.0	2.0	0.5	13.1	12.9	11.4	10.3



E5型
Type E5

用于制造铰刀
For making reamers

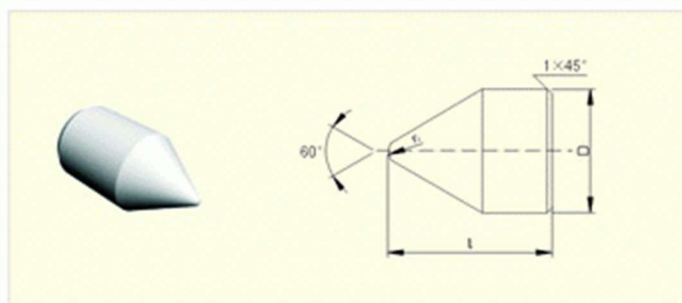


型号 Type	尺寸(毫米) Dimension(mm)						近似单重(克) Approx unit weight(g)			
	l	t	s	r	k	e	YG6	YG8	YT5	YT14
E515	15.0	2.5	1.3	20.0	1.5	/	0.7	0.7	0.6	0.6
E518	18.0	3.0	1.5	25.0	1.5	/	1.2	1.2	0.9	0.8
E522	22.0	3.5	2.0	25.0	1.5	/	2.0	2.0	1.6	1.5
E525	25.0	4.0	2.5	30.0	2.0	/	3.4	3.3	2.8	2.6
E530	30.0	5.0	3.0	30.0	2.0	0.5	6.0	5.9	5.1	4.6
E540	40.0	6.0	3.5	30.0	2.0	0.5	11.7	11.5	9.5	8.8



F1型 Type F1

用于制造车床和外圆磨床的顶尖
For making lathe center and external grinder center

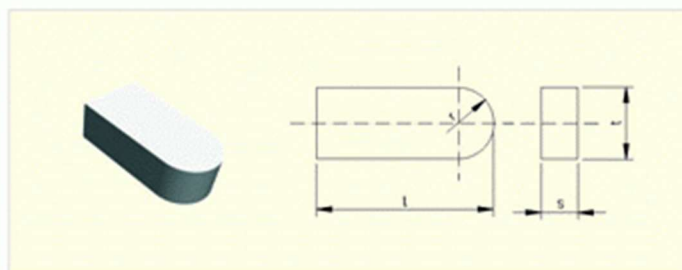


型号 Type	尺寸(毫米) Dimension(mm)			近似单重(克) Approx unit weight(g)			
	D	l	α	YG6	YG8	YT5	YT14
F108	8.0	15.0	1.0	8.0	7.8	7.4	6.6
F112	12.0	20.0	1.5	22.5	22.0	19.4	17.2
F115	15.0	24.0	1.5	41.0	40.2	35.3	31.3
F118	18.0	28.0	2.0	68.5	67.1	58.9	52.3
F124	24.0	35.0	2.0	152.0	149.0	130.7	116.0
F130	30.0	40.0	2.5	255.0	250.0	219.3	194.7
F136	36.0	50.0	2.5	470.0	460.6	404.2	358.8
F140	40.0	60.0	3.0	760.0	744.8	653.6	580.1



F2型 Type F2

用于制造深孔钻钻头的导向装置
For making guiding device used for drill head of depth drill

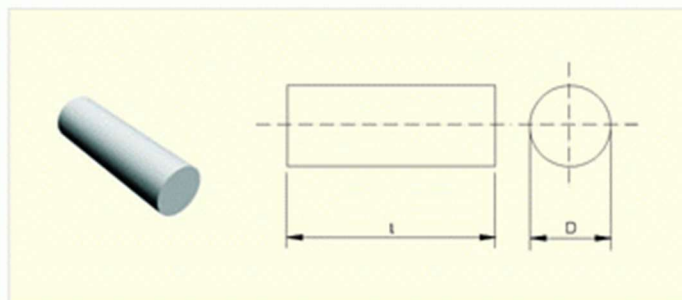


型号 Type	尺寸(毫米) Dimension(mm)				近似单重(克) Approx unit weight(g)			
	t	t	s	r	YG6	YG8	YT5	YT14
F216	16.0	8.0	5.0	4.0	9.3	9.2	8.0	7.1
F216A	16.0	10.0	5.0	5.0	11.0	10.8	9.9	8.8
F216B	16.0	12.0	6.0	6.0	15.7	15.5	13.6	12.0
F218	18.0	2.5	2.5	1.3	1.8	1.7	1.3	1.2
F220	20.0	3.0	3.0	1.5	2.6	2.5	2.3	2.1
F225	25.0	5.0	4.0	2.5	7.4	7.3	6.2	5.7
F230	30.0	6.0	5.0	3.0	13.5	13.3	10.8	10.0
F230A	30.0	8.0	5.0	4.0	17.4	17.2	16.8	15.4
F230B	30.0	10.0	5.0	5.0	22.0	21.8	24.4	22.0
F230C	30.0	12.0	6.0	6.0	31.4	31.0	39.3	36.7



F3型
Type F3

用于制造可卸镗刀及耐磨零件等
For making dismountable boring tool and wear part



型号 Type	尺寸(毫米) Dimension(mm)		近似单重(克) Approx unit weight(g)			
	D	l	YG6	YG8	YT5	YT14
F303	3.5	10.0	1.1	1.1	1.0	0.9
F304	4.5	12.0	3.0	2.9	2.4	2.1
F305	5.5	15.0	5.6	5.5	4.8	4.3
F306	6.5	18.0	9.2	9.0	7.9	7.0
F307	7.5	20.0	13.8	13.6	11.9	10.5
F308	8.5	22.0	20.0	19.7	17.2	15.3




G型(非标)
TypeG (non-standard)

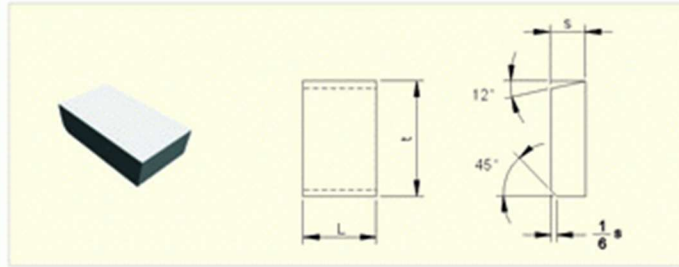


mm

型号 Type	尺寸 Dimension			
	L	t	s	r
G8	8.0	12.0	4.0	1.0
G10	10.0	14.0	4.0	1.5
G12	12.0	17.0	5.0	2.5
G16	16.0	20.0	6.0	3.5
G20	20.0	24.0	6.0	4.5
G25	25.0	28.0	8.0	6.0
G30	30.0	34.0	10.0	8.0



K型(非标)
TypeK (non-standard)



mm

型号 Type	尺寸 Dimension		
	L	t	s
K2	2.5	15.0	4.0
K3	3.5	15.0	4.0
K4	4.5	15.0	4.0
K5	5.5	15.0	4.0
K6	6.5	15.0	4.0
K7	7.5	15.0	4.0
K8	8.5	20.0	6.0
K9	9.5	20.0	6.0
K10	10.5	20.0	6.0
K12	12.5	20.0	6.0