

Engine Control System



**Steering Gear
Engine Control**

Head Office:

SEWHA CNM CO LTD

#504-302Dong, 397, SeokChon-Ro,
Ojeong-Gu, Bucheon-Si, Korea

Tel: +82-32-624-0060 | Fax: +82-32-624-0065

Email : sales@sewhacnm.co.kr

Web : www.kingsmarine.kr

Singapore Office:

KINGS CM PTE LTD

13 Buroh Street, 2nd Mezzanine Flr,
Singapore 627551

Tel: +65 8201 4028 , +65 8809 0043

Email : contact@kings.sg

Web : www.kings.sg

H200 Control Head

KINGS

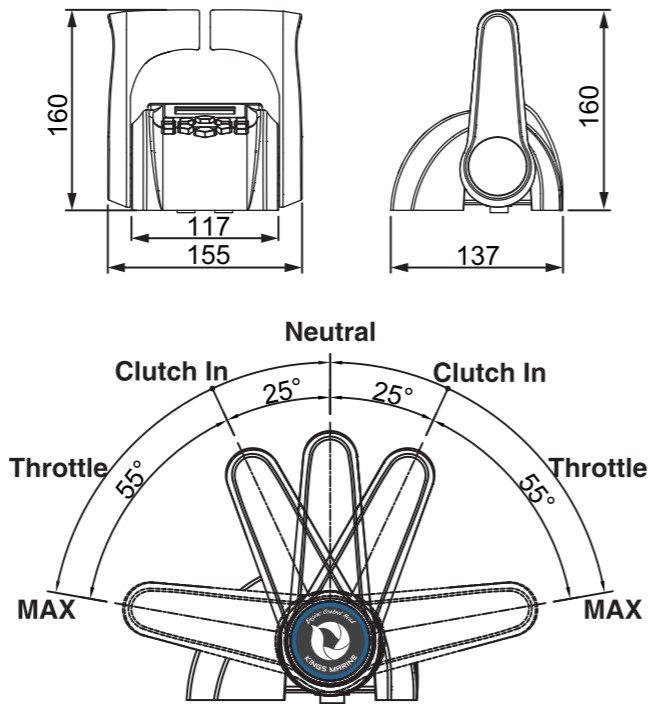
Features

- Single or Dual Lever
- Up to 4 stations
- OLED Character Display
- Robust Can Bus Communication
- Port & Stbd Gear Override
- Sturdy Aluminium Body
- Trim Control
- Easy Configuration



Specifications

Power	DC24V 0.5A
Operating Temperature	-20°C ~ +60°C
Ingress Protection	IP66



A200 Mechanical Actuator

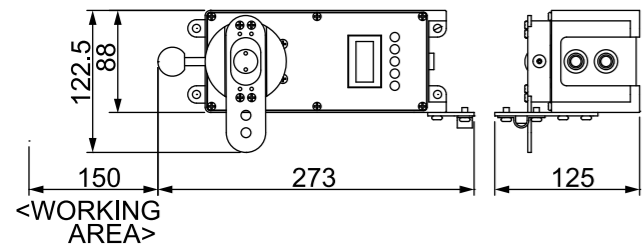
KINGS

Features

- Configurable as Throttle or Clutch
- Numerical Stroke Adjustment
- Overcurrent Protection
- OLED Display with 5 Keys
- Torque: 38kg/cm
- Compact Size
- Aluminium Structure

Specifications

Power	DC24V 1.3A
Operating Temperature	-20°C ~ +60°C
Ingress Protection	IP66
Max. Stroke	75mm




E200 Electronic Control Unit

KINGS

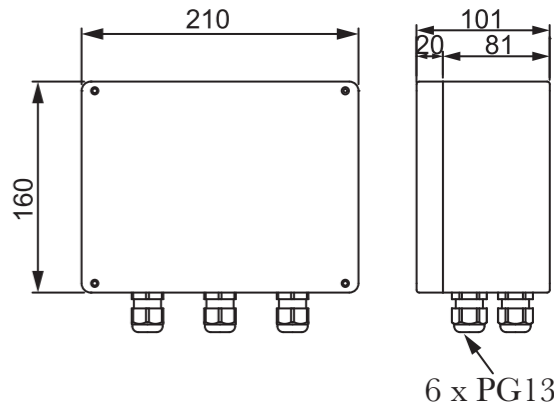
Features

- PWM, 0-5V or 4-20mA
- Clutch Contact - 3A
- Neutral Safety Contact - 1A
- OLED Display with 5 keys
- User Friendly Configuration
- Aluminium Enclosure



Specifications

Power	DC24V 0.5A
Operating Temperature	-20°C ~ +60°C
Ingress Protection	IP66



Configuration (Twin Engine)

KINGS

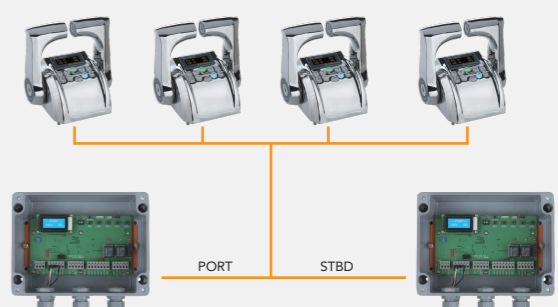
Mechanical Throttle

Mechanical Clutch



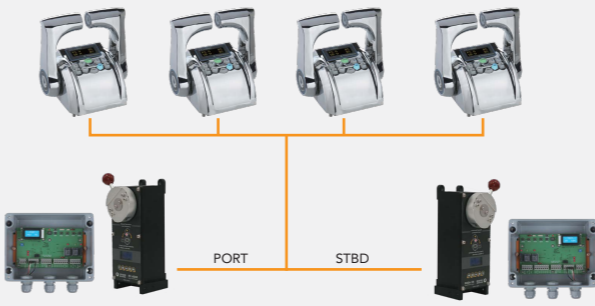
Electronic Throttle

Electric Clutch



Mechanical Throttle

Electric Clutch



Electronic Throttle

Mechanical Clutch

